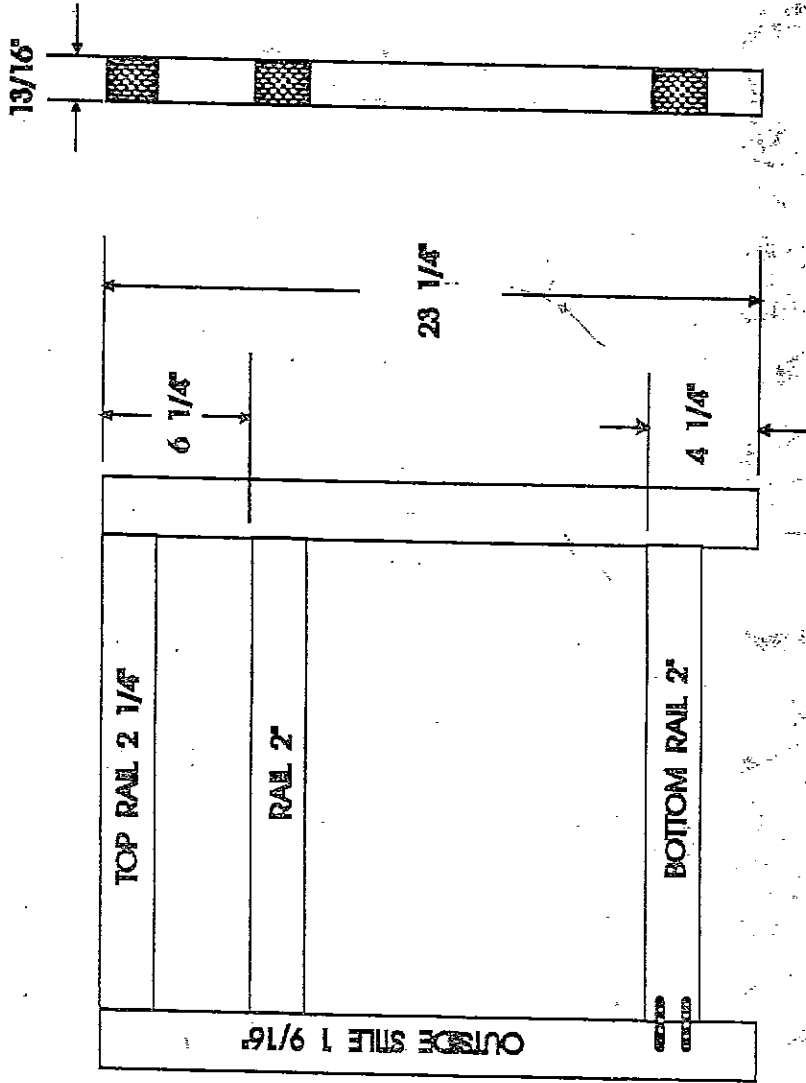
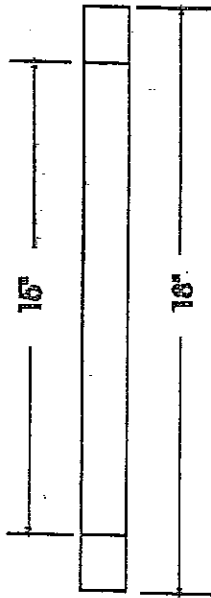


NIGHT STAND FACE FRAME

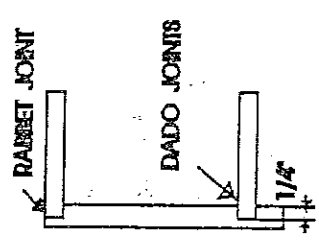
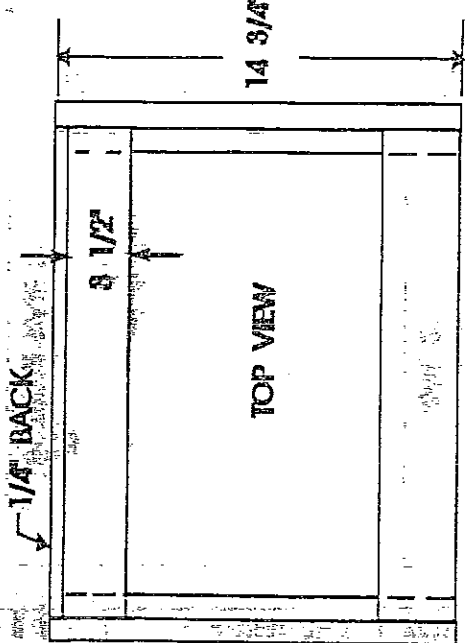
1992-1993



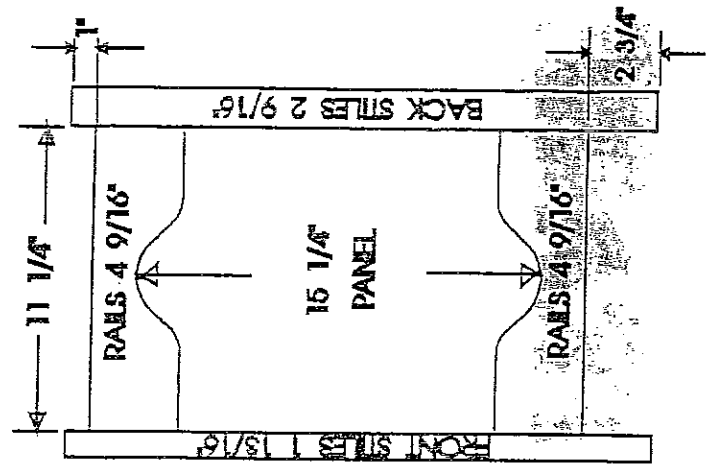
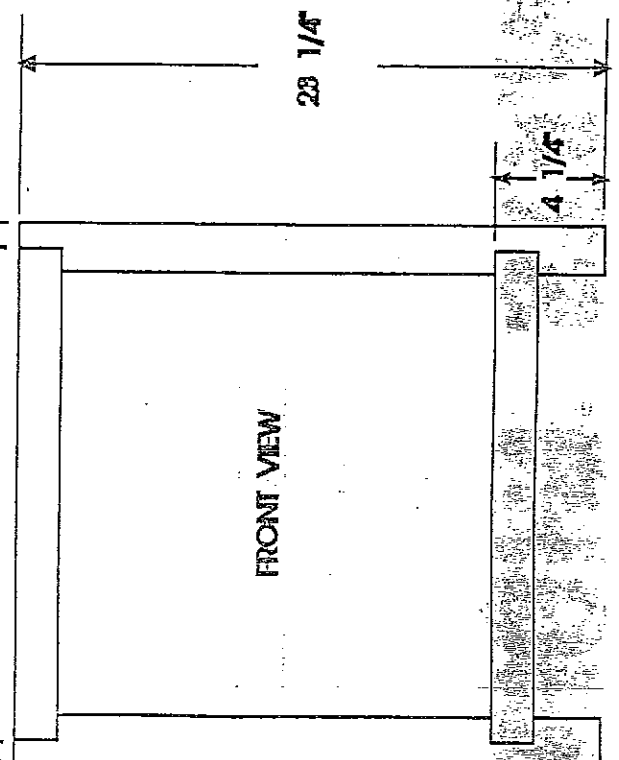
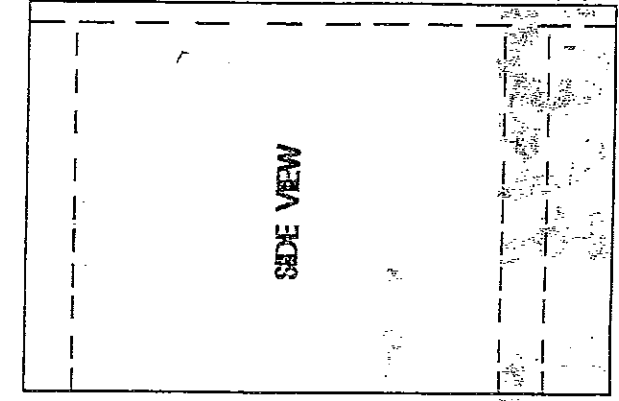
BILL OF MATERIAL					
✓	NO. REQ.	T	W	L	PART NAME
	2	$\frac{13}{16}$	$\frac{19}{16}$	$23\frac{1}{4}$	Stiles
	1	$\frac{13}{16}$	$2\frac{1}{4}$	15	Top Rail
	1	$\frac{13}{16}$	2	15	Middle Rail
	1	$\frac{13}{16}$	$2\frac{1}{4}$	15	Bottom Rail

NIGHT STAND CABINET

1992-1993


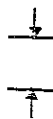


BILL OF MATERIAL				
NO. PCS.	T	W	L	PART NAME
4	13/16	49/16	11 1/4	TOP & Bottom Rails - Arched
4	13/16	2 9/16	11 1/4	TOP & Bottom Rails - Straight
2	13/16	1 13/16	23 1/4	Front Stile
2	13/16	2 9/16	23 1/4	Back Stile
2	13/16	11	15 1/2	Panel
2	3/4	3 1/2	17	Nailers
1	3/4	14 1/2	17	Cabinet Bottom




NIGHT STAND BASE

13/16"



FRONT

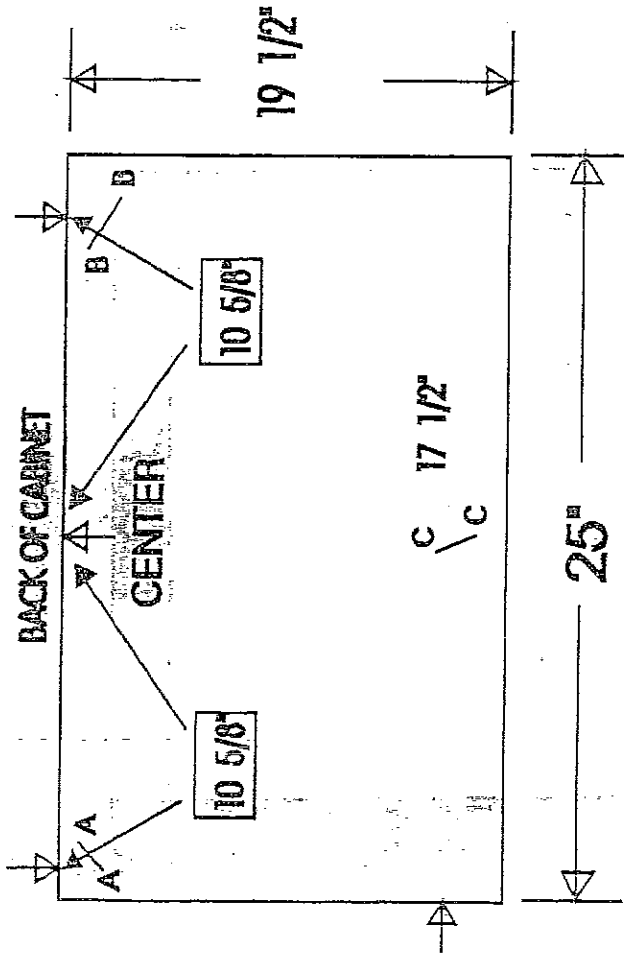


3 1/4"

BILL OF MATERIAL					
✓	NO. PCS.	T	W	L	PART NAME
	1	13/16	3 1/4	21	Front Base
	2	13/16	3 1/4	17 1/4	Side Bases

FRONT LENGTH = Cabinet width + 2 1/2"
 SIDE LENGTH = Cabinet depth + 1 1/2"

NIGHT STAND TOP



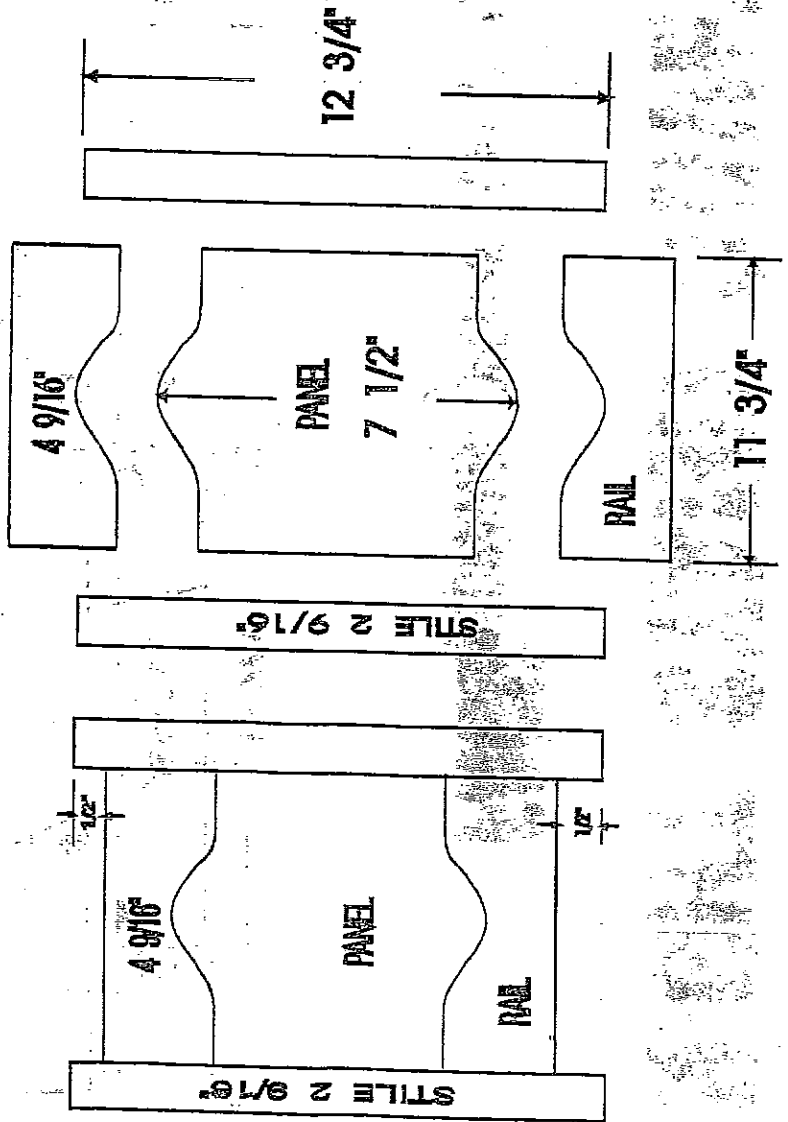
BILL OF MATERIAL

NO. PCS.	T	W	L	PART NAME
✓ 1	13 1/16	19 1/2	25	TOP

JOINT BACK & CUT FRONT PARALLEL
CUT FIRST: A, B, AND C

Finished width for A, B = 1 1/2"
 Finished width for C = 1 1/2"

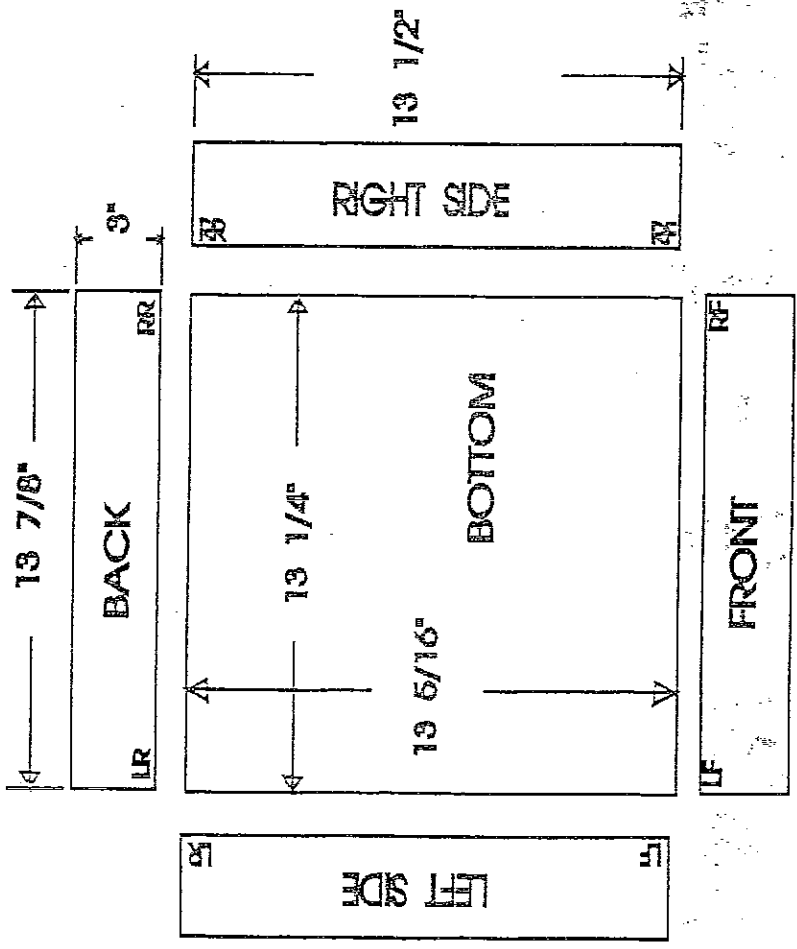
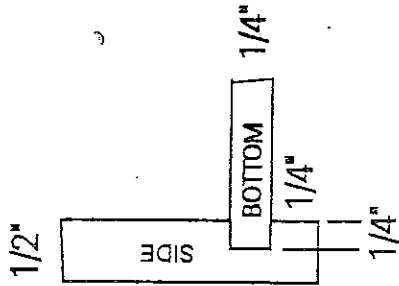
NIGHT STAND RAISED PANEL DOOR



BILL OF MATERIAL				
NO. PCS.	T	W	L	PART NAME
2	13/16	1 9/16	11 3/4	Arched Rails *
2	13/16	2 9/16	11 3/4	Straight Rails *
2	13/16	2 7/16	12 3/4	Stiles
1	13/16	11 5/8	7 1/2	Panel

NIGHT STAND DOVETAIL DRAWER

FACE: DRAWER OPENING ADD 1" TO WIDTH & LENGTH



BILL OF MATERIAL				
NO. PCS	T	W	L	PART NAME
1	13/16	5	1/6	Drawer Face
2	1/2	3	13/2	Sides
2	1/2	3	13 7/8	Ends - (Front & Back)
1	1/4	13 1/4	13 1/6	Bottom